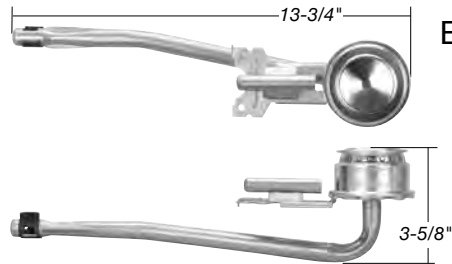
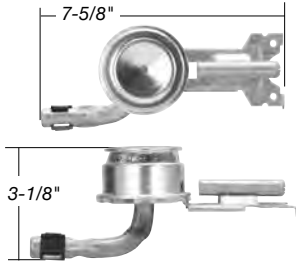


GAS RANGE PARTS

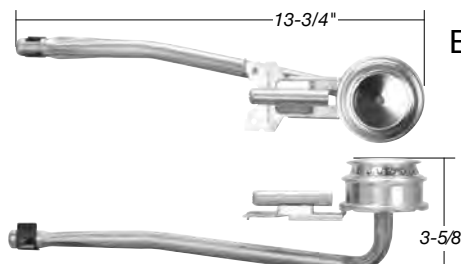
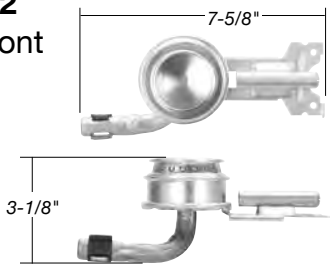
**316039002**  
Burner, Front



**316039003**  
Burner, Rear

Used on 30" ranges

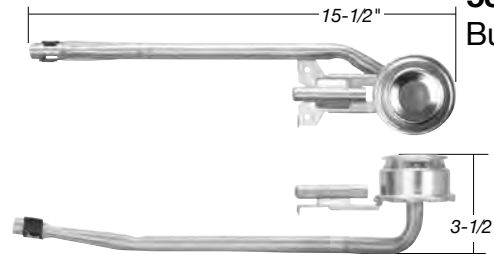


**316103802**  
Burner, Front



**316103803**  
Burner, Rear

Used on 30" ranges

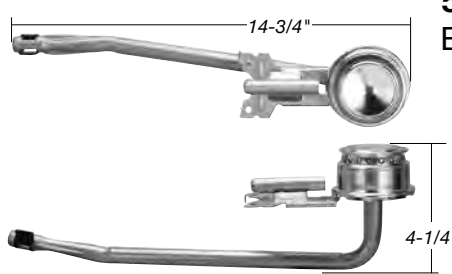


**5303131080**  
Burner, Front



**5303131079**  
Burner, Rear

Used on 21" 24" & 30" ranges

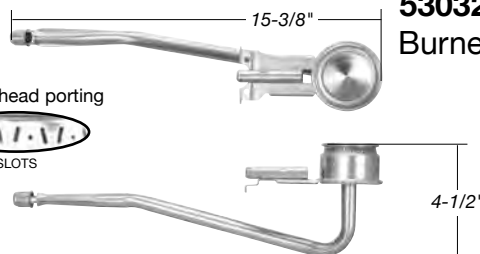
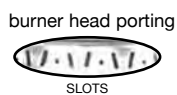
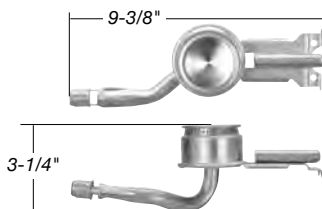
**5303204154**  
Burner, Front



**5303204155**  
Burner, Rear

Used on 30" ranges

**5303297990**  
Burner, Front



**5303297991**  
Burner, Rear

Used on 20" & 24" ranges

**5303935025**  
Burner, Sealed Top




Uses mounting screws #316069301

CURRENT PRICING CAN BE FOUND ON OUR WEBSITE

All logos, trademarks, part numbers, photos & illustrations are intended solely for identification. Items offered for sale are not represented to be manufactured by the company that built the original equipment.

PHONE: 800-843-0903 • FAX: 800-344-1848 • WEB: [www.pdqsupplyinc.com](http://www.pdqsupplyinc.com) • FB: [facebook.com/pdqsupplyinc](https://www.facebook.com/pdqsupplyinc)

**316055800**  
 Grate



6-1/2" diameter

**5303285720**  
 Grate



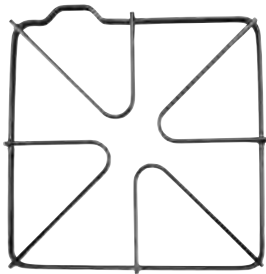
6-5/8" diameter

**5303009309**  
 Grate, Cast Iron



7-1/2" diameter  
 Used with drip pan #5308011431


**316088900**  
 Grate



1-3/8" height  
 8-5/8" x 8-5/8"  
 Used with drip pan #316011403

**5303211133**  
 Harness, Dual Top Pilot  
 17" overall length


**3202798** Shield, Pilot  
**5303211191** Cup, Pilot



**5303285728**  
 Harness, Dual Top Pilot  
 16-1/4" overall length



**316001828**  
 Harness, Wiring with Switches



Replaces #316103601  
 Has (1) .250" female terminal, (2) .250" female flag terminals and (1) quick disconnect with female push-in connections, (4) .340" spark switches

**5303935067**  
 Igniter, Oven Glow

14" lead wires  
 3-1/4" ceramic block  
 Flat type



Has stripped wire ends

**5303935068**  
 Igniter, Oven Glow

12" lead wires  
 5-1/4" ceramic block  
 Flat type



Has stripped wire ends

**5304401265**  
 Igniter, Oven Glow


8-1/2" lead wires  
 Round "Carborundum" type



Has stripped wire ends.

**5303131300**  
 Igniter, Oven Glow


Flat type



Includes (2) wire nuts. Has (1) 15-3/4" lead to disconnect block and an additional 12" lead with a .187" female terminal. Has (1) 8" lead with a .250" female terminal.

**5303935066**  
 Igniter, Oven Glow

18-1/4" lead wires  
 Flat type



Has stripped wire ends and (2) wire nuts.

MORE

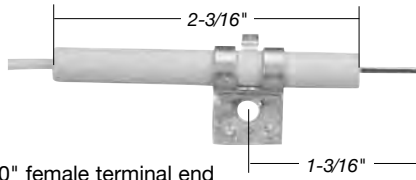
CURRENT PRICING CAN BE FOUND ON OUR WEBSITE

All logos, trademarks, part numbers, photos & illustrations are intended solely for identification. Items offered for sale are not represented to be manufactured by the company that built the original equipment.

PHONE: 800-843-0903 • FAX: 800-344-1848 • WEB: www.pdqsupplyinc.com • FB: facebook.com/pdqsupplyinc


GAS RANGE PARTS

**5303285781** 38" lead wire  
**5308008368** 51" lead wire  
Igniter, Oven Spark



Has a .110" female terminal end


**316081701** .250" female terminal end  
**316081705** .110" female terminal end  
Igniter, Top  
Burner Spark  
50" lead wire



**3016993**  
Strap, Spark

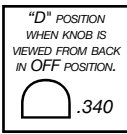
\*Spark strap  
not included

**316011200**  
Igniter, Top  
Burner Spark



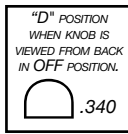
Sealed  
burner type

**5300009084**  
Knob, Burner  
Flush shaft



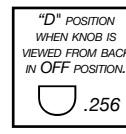
"OFF" at 6 o'clock

**5300007648**  
Knob, Thermostat  
Flush shaft



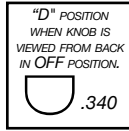
"OFF" at 6 o'clock

**7762**  
Knob, Thermostat  
Flush shaft  
Pilotless ignition



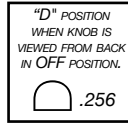
"OFF" at 6 o'clock  
Used with round ignitor only

**5308013898**  
Knob, Burner  
1/2" extended shaft



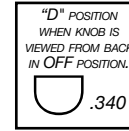
Consider #5308013889  
as a lower cost option

**5303131019**  
Knob, Thermostat  
Flush shaft  
Pilotless ignition

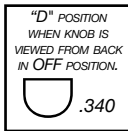


Used with flat type oven glow ignitor

**5303131018**  
Knob, Thermostat  
3/8" extended shaft  
Standing pilot



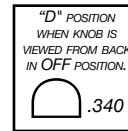
**5308013889**  
Knob, Burner  
1/2" extended shaft



**5308013896**  
Knob, Thermostat  
5/16" extended shaft



**5303323278**  
Knob, Burner  
5/16" extended shaft



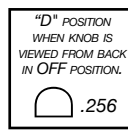
**5303285724**  
Knob, Thermostat  
Flush shaft



**316009008**  
Knob, Burner  
5/8" shaft length  
115° rotation  
White line on hub



**316102300**  
Knob, Thermostat  
1/16" shaft length  
355° rotation  
White line on hub



Used on  
electric ignition  
models

**316102304**  
Knob, Thermostat  
1/2" shaft length  
405° rotation  
White line on hub



Used on  
electric ignition  
models

CURRENT PRICING CAN BE FOUND ON OUR WEBSITE

All logos, trademarks, part numbers, photos & illustrations are intended solely for identification. Items offered for sale are not represented to be manufactured by the company that built the original equipment.

PHONE: 800-843-0903 • FAX: 800-344-1848 • WEB: [www.pdqsupplyinc.com](http://www.pdqsupplyinc.com) • FB: [facebook.com/pdqsupplyinc](https://www.facebook.com/pdqsupplyinc)

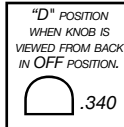
**5303302476**

**Knob, Burner**  
 5/8" shaft length  
 115° rotation  
 White line on hub



**316102304**

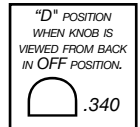
**Knob, Thermostat**  
 1/2" shaft length  
 405° at 6:00  
 White line on hub



Used on electric ignition models

**5303303407**

**Knob, Burner**  
 5/8" shaft length  
 115° rotation  
 White line on hub



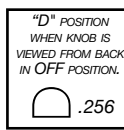
**5303209616**

**Knob, Burner**  
 5/8" shaft length  
 220° rotation  
 Orange line on hub  
 Lite High Med Low markings



**5303288194**

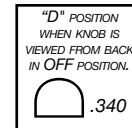
**Knob, Thermostat**  
 1/16" shaft length  
 355° at 6:00  
 White line on hub



Used on electric ignition models

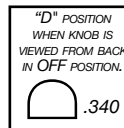
**5303284698**

**Knob, Burner**  
 5/8" shaft length  
 115° rotation  
 Red line on hub



**5303211140**

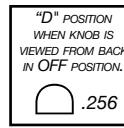
**Knob, Thermostat**  
 1/2" shaft length  
 410° at 6:00  
 Orange line on hub



Used on standing pilot models

**3204880**

**Knob, Thermostat**  
 1/16" shaft length  
 355° at 6:00  
 Orange line on hub



Used on electric ignition models

**316102303**

**Knob, Thermostat**  
 Flush shaft  
 355° at 6:00  
 Gray line on hub



Used on electric ignition models  
 Used with burner knob #316009036  
 which is no longer available

**5303912606**

**Module, Spark**  
 (factory id #Y54052)  
 2+0



Has (4) .250" male terminals

**5303200332**

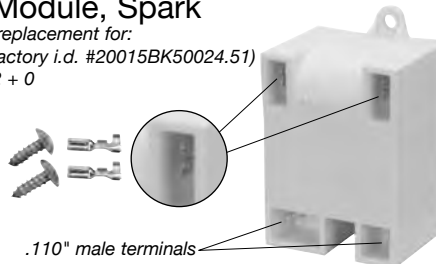
**Module, Spark**  
 (factory i.d. #6513)  
 (factory i.d. #977)  
 2+1



Has (6) .250" &  
 (3) .110" male terminals

**316135700**

**Module, Spark**  
 (replacement for:  
 factory i.d. #20015BK50024.51)  
 2 + 0



Has (2) .110" male terminals & universal split terminal  
 design suitable for .110", .187" & .250" push on wiring.  
 Includes (2) .110" female terminals and (2) screws.

**316135702**

**Module, Spark**  
 (replacement for factory i.d. #001820200)  
 (factory i.d. #BK80044-51)  
 4+0



Has (2) .250" & (4) .110" male terminals  
 Includes (4) .110" female terminals, (1)  
 screw and mounting bracket.

CURRENT PRICING CAN BE FOUND ON OUR WEBSITE

All logos, trademarks, part numbers, photos & illustrations are intended solely for identification. Items offered for sale are not represented to be manufactured by the company that built the original equipment.

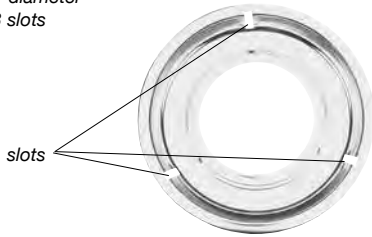
PHONE: 800-843-0903 • FAX: 800-344-1848 • WEB: www.pdqsupplyinc.com • FB: facebook.com/pdqsupplyinc



GAS RANGE PARTS

**5303131115**

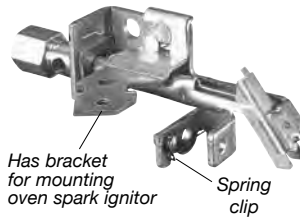
Pan, Drip  
8-1/4" diameter  
Has 3 slots



Used with grate #316055800

**5303285783**

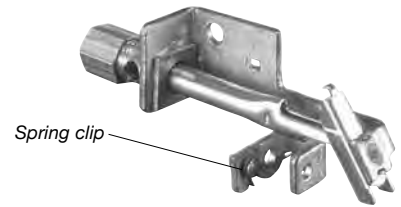
Pilot, Oven  
Spark ignition  
L.H. mounting



Has bracket for mounting oven spark ignitor  
Spring clip

**5308011474**


Pilot, Oven  
Standing pilot  
L.H. mounting



Spring clip

**6817**

Pilot, Oven  
Standing pilot  
L.H. mounting



**316233902**

Probe, Oven  
Probe: 3-1/4" from tip to bracket  
Lead wires: 2-1/2" with quick disconnect


**NEW**



**316082900**

Regulator, Pressure  
(factory i.d. #4680G0002)  
1/2" NPT inlet x 1/2" NPT outlet  
4"/10" convertible  
Set at 4" natural gas

3/8" c.c. male right hand tubing outlet



Includes shut-off valve

**5308007974**

(factory i.d. #RV47CL)  
1/2"NPT inlet x 1/2" NPT outlet  
4"/10" convertible  
Set at 4" natural gas

**5303016997**

(factory i.d. #316113600)  
(factory i.d. #RV47CL)  
1/2"NPT inlet x 1/2" NPT outlet  
4"/10" convertible  
Set at 4" natural gas

Regulator, Pressure

Straight through flow



**316103601**

Switch, Top  
Burner Spark

**LIMITED QUANTITIES**



Push-on wiring connections  
Used with brass burner valves

**316032001**


Switch, Burner Spark (top)  
(factory i.d. 25070-14)  
108° make



Has standard "D" insert (.340")  
Has 4 "cups" on the underside

**5303285785**

Switch, Burner Spark (top)




Light red insert

Has standard "D" insert (.340")

**5303285786**

Switch, Oven Spark




Black Insert

Has standard "D" insert (.340")

**5308008371**

Switch, Oven Spark



White Insert

Has standard "D" insert (.340")

**316032411**

Thermostat, Oven

(factory i.d. #275-3100-04)  
(factory i.d. #275-3425-00)  
(factory i.d. #275-3550-00)  
Pilotless ignition  
120V • 2 wire



Used with flat type oven glow ignitor

CURRENT PRICING CAN BE FOUND ON OUR WEBSITE

All logos, trademarks, part numbers, photos & illustrations are intended solely for identification. Items offered for sale are not represented to be manufactured by the company that built the original equipment.


PHONE: 800-843-0903 • FAX: 800-344-1848 • WEB: www.pdqsupplyinc.com • FB: facebook.com/pdqsupplyinc

**5303285726**

**Thermostat, Oven**

(factory i.d. #5362G0013)  
 3 outlets • 1-1/4" shaft length  
 Standing pilot  
 Bolt thru mount

Bolts go through the manifold pipe and thread directly into thermostat



Bolts - #601782E01  
 Flange Nipple - None


New Style - with full cycling on-off broil

**5303326546**

**Thermostat, Oven**

(factory i.d. #5396G0017)  
 2 outlets • 1-1/4" shaft length  
 Spark ignition  
 Bolt thru mount

Bolts go through the manifold pipe and thread directly into thermostat



Bolts - #601782E01  
 Flange Nipple - None


New Style - with full cycling on-off broil

**5303935014**

**Thermostat, Oven**

(factory i.d. #5392G0021)  
 2 outlets • 1-1/4" shaft length  
 Standing pilot  
 Bolt thru mount

Bolts go through the manifold pipe and thread directly into thermostat



Bolts - #601782E01  
 Flange Nipple - None

**5308013927**

**Thermostat, Oven**

(factory i.d. #ELO)  
 Standing pilot  
 Spring clip mount  
 7/8" shaft length

Bolts go through the thermostat and thread into spring clips on the manifold pipe



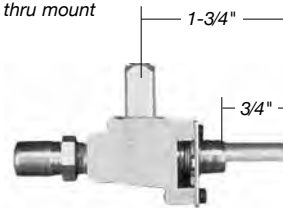
Includes fittings shown

\*Red "O" Ring on inlet of thermostat body

**5303285727**

**Valve, Burner**

90° shaft rotation  
 Square bolt thru mount

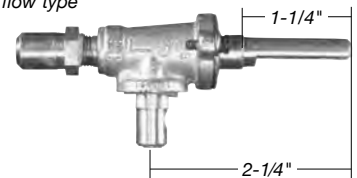


Bolt & gasket #7685

**5303935128**

**Valve, Burner (Brass)**

115° shaft rotation  
 Round bolt thru mount  
 Linear flow type




Used on 30" models only  
 Bolt & gasket #316048200

**5303935189**

**Valve, Burner (Brass)**

115° shaft rotation  
 Round bolt thru mount




Used with burner knob #316009008  
 Used with switch harness #316001828

**3203459**

**Valve, Safety**

3.03-3.3 VAC  
 3.3-3.6 amp

Has (1) .250" & (1) .187" male terminal




Used with flat glow ignitor #5303131300

**5303285749**

**Valve, Safety**

(factory i.d. #5817G0004)  
 3/8" inlet

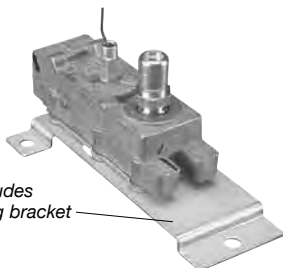


Includes mounting bracket

**5303280593**

**Valve, Safety**

(factory i.d. #5817H0090)  
 3/8" inlet



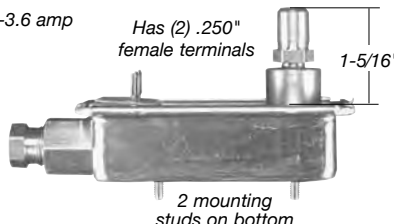
Includes mounting bracket

**5308009419**

**Valve, Safety**

3.03-3.3 VAC  
 3.3-3.6 amp

Has (2) .250" female terminals




2 mounting studs on bottom

Compression Nut #5308007983  
 Used with flat glow ignitor #5303935066

**5308008362**

**Valve, Safety**

(factory i.d. #P385177)  
 (factory i.d. #5817G0001)  
 3/8" inlet



Includes mounting bracket

CURRENT PRICING CAN BE FOUND ON OUR WEBSITE

All logos, trademarks, part numbers, photos & illustrations are intended solely for identification. Items offered for sale are not represented to be manufactured by the company that built the original equipment.

PHONE: 800-843-0903 • FAX: 800-344-1848 • WEB: www.pdqsupplyinc.com • FB: facebook.com/pdqsupplyinc

ELECTRIC RANGE PARTS

**5303285956**


Block, Terminal  
Main Power



Includes mounting bracket

**5303935058**

Block, Terminal "Universal"  
6" lead wires



Kit includes: terminal block with heat shrink, wire nuts and 2 styles of top mounting clips.

**316455400** A

**316455410** B  
Clock, Timer



Front A, B



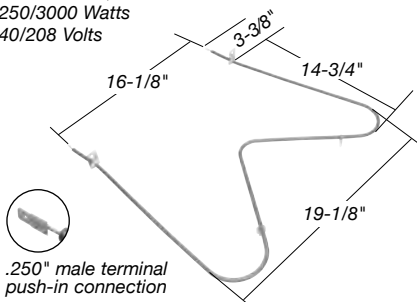
Back A



Back B

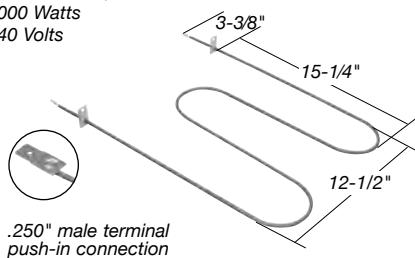
**316075104**

Element, Bake  
2250/3000 Watts  
240/208 Volts



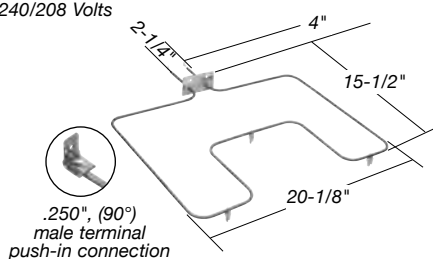
**316203200**

Element, Broil  
3000 Watts  
240 Volts



**318255002**

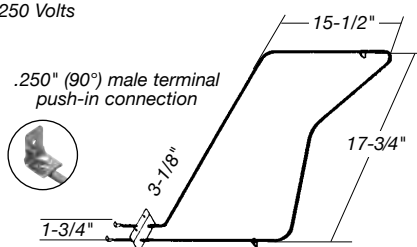
Element, Bake  
2250/3000 Watts  
240/208 Volts



**5303017027**

Element, Bake  
2400 Watts  
250 Volts

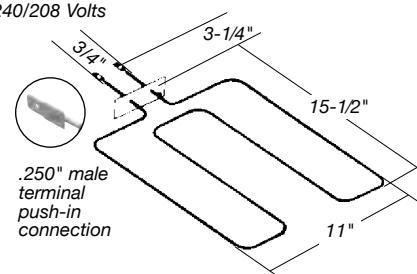
**Limited quantities available**



Used on 30" ranges

**5303051140**

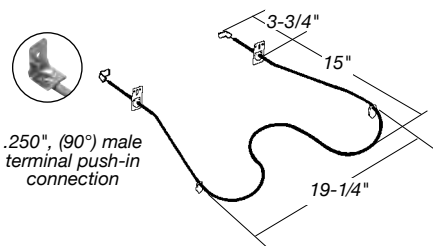
Element, Broil  
2945/2215 Watts  
240/208 Volts



Used on 30" ranges

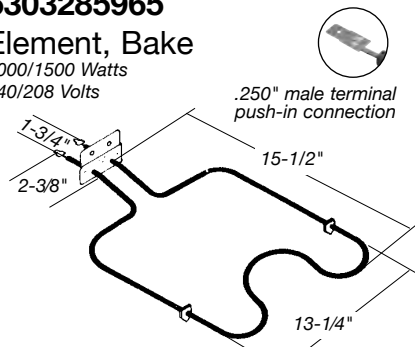
**5303051519**

Element, Bake  
2400/1800 Watts  
240/208 Volts



**5303285965**

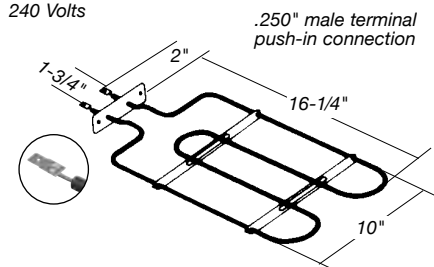
Element, Bake  
2000/1500 Watts  
240/208 Volts



Used on 20" & 24" ranges

**5303285966**

Element, Broil  
2500 Watts  
240 Volts



Used on 20" & 24" ranges

**CURRENT PRICING CAN BE FOUND ON OUR WEBSITE**

All logos, trademarks, part numbers, photos & illustrations are intended solely for identification. Items offered for sale are not represented to be manufactured by the company that built the original equipment.

PHONE: 800-843-0903 • FAX: 800-344-1848 • WEB: [www.pdqsupplyinc.com](http://www.pdqsupplyinc.com) • FB: [facebook.com/pdqsupplyinc](https://facebook.com/pdqsupplyinc)

**316439800**

6" - 3 Turn  
 940W@208V • 1250W@240V (shown)

**316442300**

8" - 4 Turn  
 1580W@208V • 2100W@240V

Element, Surface



Delta Base

**316439801**

6" - 3 Turn  
 1125W@208V • 1500W@240V

**5301314976**

8" - 4 Turn  
 1580W@208V • 2100W@240V (shown)

Element, Surface




"Y" Base

**318178110**

Element, Radiant Heating

6-1/2"  
 1200W, 240V



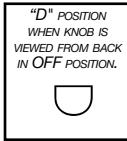
For glass cooktops &  
 freestanding ranges

**NEW**

**316123303**

Knob, Infinite

3/8" extended shaft



"D" POSITION  
 WHEN KNOB IS  
 VIEWED FROM BACK  
 IN OFF POSITION.

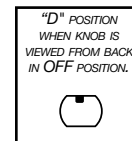


Used with thermostat knob #5304441580

**3200539**

Knob, Infinite

Flush shaft



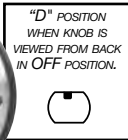
"D" POSITION  
 WHEN KNOB IS  
 VIEWED FROM BACK  
 IN OFF POSITION.



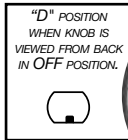
**5303051028**

Knob, Infinite

Flush shaft



"D" POSITION  
 WHEN KNOB IS  
 VIEWED FROM BACK  
 IN OFF POSITION.



"D" POSITION  
 WHEN KNOB IS  
 VIEWED FROM BACK  
 IN OFF POSITION.

**5303051030**

Knob, Thermostat



Flush shaft



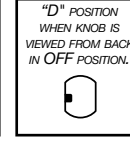
**5303285939**

Knob, Infinite

Flush shaft



"D" POSITION  
 WHEN KNOB IS  
 VIEWED FROM BACK  
 IN OFF POSITION.



"D" POSITION  
 WHEN KNOB IS  
 VIEWED FROM BACK  
 IN OFF POSITION.



**5303285940**

Knob, Thermostat

Flush shaft

**5303305604**

Knob, Infinite

Flush shaft

No line on hub




"D" POSITION  
 WHEN KNOB IS  
 VIEWED FROM BACK  
 IN OFF POSITION.



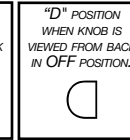
**316123304**

Knob, Infinite

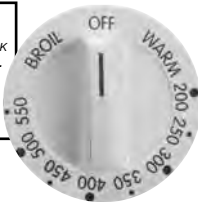
1/2" extended shaft



"D" POSITION  
 WHEN KNOB IS  
 VIEWED FROM BACK  
 IN OFF POSITION.



"D" POSITION  
 WHEN KNOB IS  
 VIEWED FROM BACK  
 IN OFF POSITION.



**316123306**

Knob, Thermostat

1/2" extended shaft

**316102307**

Knob, Infinite

Flush shaft

White line on hub



"D" POSITION  
 WHEN KNOB IS  
 VIEWED FROM BACK  
 IN OFF POSITION.

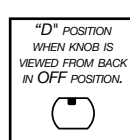


**5303210272**

Knob, Thermostat

Flush shaft

Orange line on hub



"D" POSITION  
 WHEN KNOB IS  
 VIEWED FROM BACK  
 IN OFF POSITION.



CURRENT PRICING CAN BE FOUND ON OUR WEBSITE

All logos, trademarks, part numbers, photos & illustrations are intended solely for identification. Items offered for sale are not represented to be manufactured by the company that built the original equipment.

PHONE: 800-843-0903 • FAX: 800-344-1848 • WEB: [www.pdqsupplyinc.com](http://www.pdqsupplyinc.com) • FB: [facebook.com/pdqsupplyinc](https://facebook.com/pdqsupplyinc)



ELECTRIC RANGE PARTS

**5303051034**

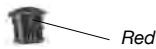
Light, Indicator

12" lead wires with .250" male/female piggy backs  
Includes red lens



**5308006417**

Lens



Red

**5300131961** 6"

**5300131964** 8"

Pan, Drip



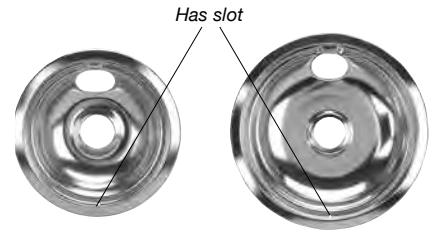
Used with trim ring #5300131986  
and #5300131987 (not shown)

**5303280336**

Pan, Drip  
6"

**5303013588**

Pan, Drip  
8"

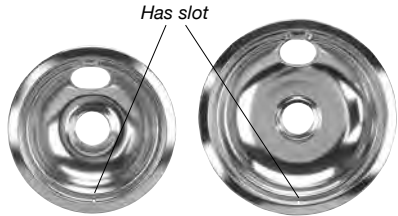


**316048414**

Pan, Drip  
6"

**316048413**

Pan, Drip  
8"

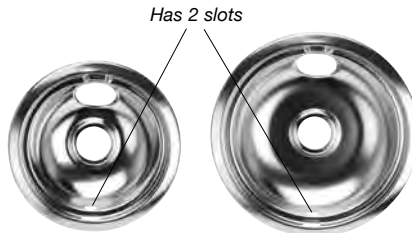


**5303935057**

Pan, Drip  
6"

**5303935054**

Pan, Drip  
8"



**316436000**

(factory i.d. #NL811458)  
6"- 5.2 - 6.25 amps

Switch, Infinite

**316436001**

(factory i.d. #NL812448)  
8"- 8.8 - 10.8 amps



Current sensing type

**5303051035**

Switch, Infinite

(factory i.d. #P351113)  
(factory i.d. #INF240P677)  
15 amp

**Limited quantities available**



Spring clip on shaft

Voltage sensing type

**5303285954**

Switch, Infinite

(factory i.d. #KS811441)  
(factory i.d. #NL811441)  
6"- 5.2 - 6.6 amps

**Limited quantities available**



Spring clip on shaft

Current sensing type

These are no longer available from Electrolux in their original style. We still have inventory of the original switch shown above.

**5304402781**

(replacement for:  
factory i.d. #QE214340)  
8"- 8.9 - 11.0 amps

Switch, Infinite



Current sensing type

**5308011487**

Switch, Infinite

(factory i.d. #P351112)  
(factory i.d. #INF240P677)  
15 amp

**Limited quantities available**



Spring clip on shaft

Voltage sensing type


**5303935086**

Kit, Infinite Switch

(replacement for: factory i.d. #INF240PX803)  
(factory i.d. #INF240PX1198)  
6" or 8"  
13 amp  
Push-to-Turn style  
New UL double line break specification

Voltage sensing type

New Invensys/Robertshaw replacement kit for various voltage sensing type infinite switches.



CURRENT PRICING CAN BE FOUND ON OUR WEBSITE

All logos, trademarks, part numbers, photos & illustrations are intended solely for identification. Items offered for sale are not represented to be manufactured by the company that built the original equipment.

PHONE: 800-843-0903 • FAX: 800-344-1848 • WEB: [www.pdqsupplyinc.com](http://www.pdqsupplyinc.com) • FB: [facebook.com/pdqsupplyinc](https://facebook.com/pdqsupplyinc)

**316032408**

Thermostat, Oven  
 (factory i.d. #275-3423-00)  
 125/250V, 26 amp



5 Terminals

**316114600**

Thermostat, Oven  
 (factory i.d. #EA5TB-459-18)  
 277V, 30 amp



5 terminals  
 Uses thermostat  
 knob #316102302


**316215900**

(factory i.d. #275-3458-00)

**316215901**

(factory i.d. #275-3450-00)

Thermostat, Oven  
 125/250V, 25 amp



7 terminals

**5303015184**

Thermostat, Oven  
 (factory i.d. #EA5B-445-36)  
 277V, 30 amp



5 Terminals

**5303285955**


Thermostat, Oven  
 (factory i.d. #6703G0007)  
 17 amp bake 15 amp broil  
 120-240 VAC  
 variable broil  
 without preheat



4 Terminals

**5304457303**

Thermostat, Oven Kit  
 (factory i.d. #275-3492-00)  
 (factory i.d. #275-3509-00)  
 125/250V, 22 amp  
 Kit includes knob



8 terminals  
 Has 7/8" on center mounting holes

**5303013071**

Bulb, Appliance  
 40 Watts  
 30 Volts



**3934057**

Bracket, Anti-Tip



**5303284616**

Clip, Diastat

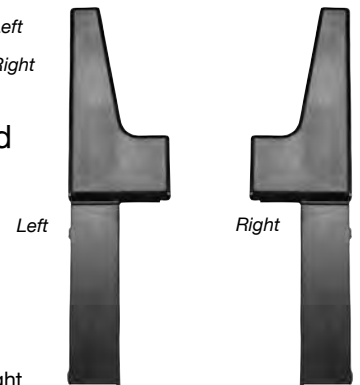


Used to mount the  
 oven temperature bulb  
 to the oven cavity

**3202801** Left

**3202802** Right

Endcap,  
 Backguard



11" overall height

**5303285714** Left

**5303285715** Right (shown)

Endcap, Backguard  
 Used on 30" models  
 Black finish



**3007** Rivet

**5303285854** Left (shown)

**5303285855** Right

Endcap, Backguard  
 Used on 20" gas models  
 Black finish

High temperature  
 resistant nylon



**3007** Rivet

**316137003**

Endcap, Oven Handle  
 Reinforced construction inside  
 Plastic - black finish  
 New version of #3016755



Used with Handle #316020204

CURRENT PRICING CAN BE FOUND ON OUR WEBSITE


All logos, trademarks, part numbers, photos & illustrations are intended solely for identification. Items offered for sale are not represented to be manufactured by the company that built the original equipment.

PHONE: 800-843-0903 • FAX: 800-344-1848 • WEB: www.pdqsupplyinc.com • FB: facebook.com/pdqsupplyinc

MISC. RANGE PARTS

**316239700** Profile A

**530320211** Profile B  
Gasket, Oven Door  
"Formed U-Shaped"  
51" overall length




Has 12 stationary mounting clips  
Used on 30" ranges

**5303051069** A= 14-1/4"  
used on 21" ranges

**5308008022** A= 21-1/4"  
used on 30" ranges

**5308013916** A= 17-1/4"  
used on 24" & 36" ranges

Gasket, Oven Door  
"Formed U-Shaped"



All gaskets include 4 factory installed retaining clips

**5303285764**

13-3/8" overall length

**5303285765**

17-1/4" overall length

**5303285932**


14-5/8" overall length

Gasket, Oven Door  
"Stretch Seal"



**3018610**

Glide, Broiler



**316020204**

Handle, Oven Door

Metal - black finish  
27-1/8" overall length



Handle and endcaps are not sold as a set, please order each separately.



Used with Handle Endcap #316137003

**316456901**

Handle, Oven Door

Metal - white finish

27-1/4" overall length - 26-1/2" on center mounting holes



Uses spacer #316008401 & screw #5303280308

**5303204670** Right

**5303204672** Left (shown)


Hinge, Oven Door



**316566202** Right (shown)

**316566203** Left

Hinge, Oven Door




Spring included

**316007001**

**316007002**

Hinge, Oven Door

Interchangeable left or right



Spring included

**316081900**

Pan, Broiler only

12-3/4" wide x 16-1/2" deep - porcelain

**316082000**

Grid, Broiler only

12-3/4" wide x 15-1/4" deep - porcelain

Used on 30" self clean models



CURRENT PRICING CAN BE FOUND ON OUR WEBSITE

All logos, trademarks, part numbers, photos & illustrations are intended solely for identification. Items offered for sale are not represented to be manufactured by the company that built the original equipment.

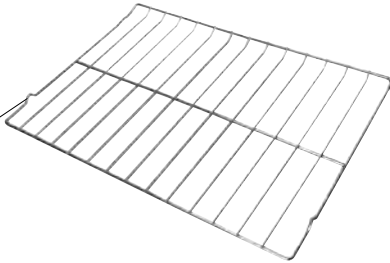
PHONE: 800-843-0903 • FAX: 800-344-1848 • WEB: www.pdqsupplyinc.com • FB: facebook.com/pdqsupplyinc

**316067902**

**Rack, Oven**

22-13/16" wide x 16-1/8" deep


Raised humps  
on each end



**5303015714**

**Rack, Oven**

22-13/16" wide x 16-5/8" deep



**5303285927**

**Rack, Oven**


15-3/4" wide x 15-3/4" deep



**5303285756**

**Rack, Oven**


18-3/4" wide x 15-3/4" deep



**316066900**

**Rod Support, Main Top**

14-1/2" long x 4-7/8" high



**5303131030**

**Spring, Broiler Drawer**

7" overall length



**5303285852** 20" (shown)

**5303285702** 24"

**Top, Main - Gas**

White



Used on gas ranges

CURRENT PRICING CAN BE FOUND ON OUR WEBSITE


All logos, trademarks, part numbers, photos & illustrations are intended solely for identification. Items offered for sale are not represented to be manufactured by the company that built the original equipment.

PHONE: 800-843-0903 • FAX: 800-344-1848 • WEB: [www.pdqsupplyinc.com](http://www.pdqsupplyinc.com) • FB: [facebook.com/pdqsupplyinc](https://facebook.com/pdqsupplyinc)



REFRIGERATOR PARTS

**215516220**  
Bar, Door  
29" x 2-1/8"



White

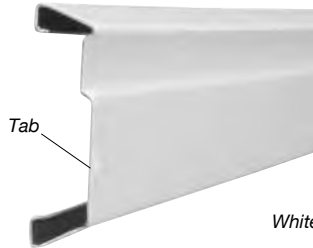
**215806335**  
26-1/4" x 1-1/8"  
**5303285049**  
26-1/4" x 1-1/8"  
**5303300237**  
24" x 1-1/8"



White

Bar, Door  
Fits endcap numbers:  
5304402658 (R), 5304402659  
(L), 3206165 (R), 3206166 (L),  
5317722101 (R), 5317722201 (L)

**215366002**  
30-3/4" x 1-11/16"  
**215366074**  
26-3/16" x 1-11/16"  
**218027022**  
23-13/16" x 1-11/16"



White

Bar, Door  
Fits endcap numbers:  
215267701 (R/L), 215473602 (R/L),  
3206150 (R), 503324302 (L), 5304402687 (R), 5304402688 (L),  
5303206516 (R), 5303206517 (L), 5317689101 (R), 5317689201 (L)

**5303281481**  
Bar, Door  
24-9/16" x 1-5/8"



White

Fits endcap numbers:  
5303207230 (R), 303207229 (L)

**240331401** **240331404**  
20-1/4" x 1-3/4" 19-1/8" x 1-3/4"  
**240331402** **240331407**  
18" x 1-3/4" 9" x 1-3/4"



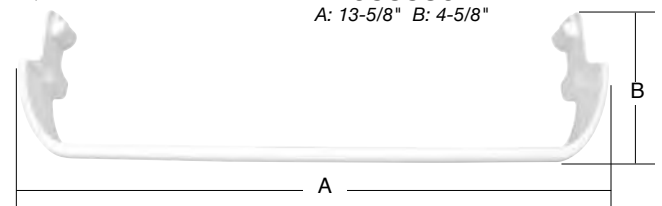
White

Bar, Door

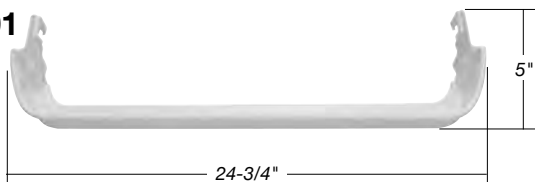
Fits endcap numbers:  
240311502 (R), 240311501 (L),  
240331502 (R), 240331501 (L)

**240535001**  
A: 20-7/8" B: 4-1/2"  
**240535101**  
A: 23-1/4" B: 4-3/4"  
**240535201**  
A: 23-1/4" B: 6"(shown)

**240534701**  
A: 24-3/4" B: 5-3/4"  
**240534801**  
A: 22-5/8" B: 4-3/4"  
**240534901**  
A: 24-3/4" B: 4-5/8"  
**240535301**  
A: 13-5/8" B: 4-5/8"

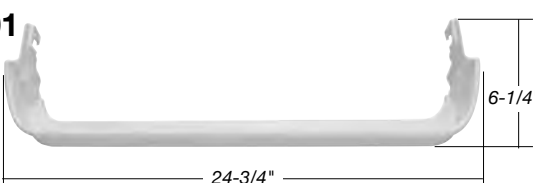


**240338101**  
Bar/Bin,  
Door




White

**240338001**  
Bar/Bin,  
Door



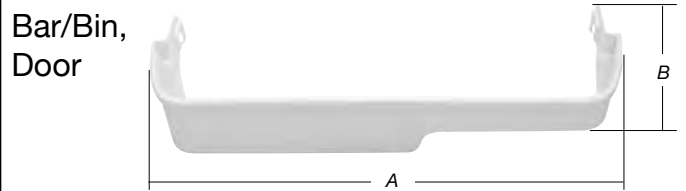
White

**240338301**  
Bar/Bin,  
Door



White

**240337901**  
A: 24-3/4" B: 6"  
**240383901**  
A: 23-1/4" B: 6-1/4"



The endcaps listed on this page reflect some common matches. Please refer to the endcaps shown on the previous pages to identify your endcap. If you are still uncertain as to which endcap you need, please order by model number to insure that you receive the correct endcap for your application.

The factory approved replacement part may differ slightly in appearance, length or color to the original. If necessary, cut to the appropriate length using the original part as a pattern and smooth any rough edges.

CURRENT PRICING CAN BE FOUND ON OUR WEBSITE

All logos, trademarks, part numbers, photos & illustrations are intended solely for identification. Items offered for sale are not represented to be manufactured by the company that built the original equipment.

PHONE: 800-843-0903 • FAX: 800-344-1848 • WEB: [www.pdqsupplyinc.com](http://www.pdqsupplyinc.com) • FB: [facebook.com/pdqsupplyinc](https://facebook.com/pdqsupplyinc)

**530800010**  
**Blade, Evaporator Fan Motor**  
 Clockwise rotation  
 3-7/8" dia. blade  
 Red



Used with evaporator motor  
 #5300158289 & #241854301

**5303013071**  
**Bulb, Appliance**  
 130 Volt  
 40 Watt



**218909913**  
 (factory i.d. #NSK87442)  
 (factory i.d. #NSK89990)  
 (factory i.d. #SM220150)  
**5304464438**  
 (factory i.d. #NSK810211)  
**Capacitor, Run**  
 220 VAC, 15µF



Has (2) .187" male terminals


**5303200810**  
**Control, Cold**  
 (factory i.d. #162205-14)  
 (factory i.d. #3ART5VG21)  
 9-7/8" capillary



**5303211156**  
**Control, Cold**  
 (factory i.d. #3ART5C126)  
 13" capillary



**5303305486**  
 (factory i.d. #RC32-1549)  
 (factory i.d. #162205-21)  
 12" capillary  
**5304404319**  
 (factory i.d. #RC32-1573B)  
 (factory i.d. #197577-35)  
 24" capillary  
**Control, Cold**



**5304404821**  
**Control, Cold**  
 (factory i.d. #162205-33)  
 (factory i.d. #RC32-1561M)  
 (factory i.d. #3ART15VG41)  
 20" capillary



**5304410440**  
**Control, Cold**  
 (factory i.d. #162205-37)  
 (factory i.d. #3ART5VG46)  
 24" capillary



**5304421256**  
**Control, Cold**  
 (factory i.d. #3ART5VC158)  
 (factory i.d. #3ART5VC172)  
 32" capillary




Used with control knob  
 #240360801

**218314101**  
Crispers  
**Cover, Crisper**  
 23-7/16" wide x 16-5/8" deep




**218817400**  
Crispers  
**Cover, Crisper**  
 25-3/4" wide x 19-1/8" deep



Used with (2) crisper pans #3206438

**242120501**  
Crispers  
**Cover, Crisper**  
 23-3/4" wide x 18-3/4" deep




Used with  
 (2) #240364501 or  
 (1) #240397701 crisper pan(s)

MORE

**240364713**

Crispers

**Cover, Crisper**  
23-3/8" wide x 19" deep



Has humidity control

**240364701**

Crispers

**Cover, Crisper**  
25-1/2" wide x 18-7/8" deep



Used with (2) crisper pans #240337101  
Used with glass insert #240350608 (not shown)

**218314102**

Crispers

**Cover, Crisper**  
23-3/8" wide x 16-5/8" deep




Used with crisper pan #5303272527  
Used with glass insert #215723579 (NLA from manufacturer)

**5303207340**

Crispers

**Cover, Crisper**  
25-13/16" wide x 19-1/4" deep



**5303281398**  
**Insert, Glass Crisper**  
24-5/8" wide x 12-3/4" deep

Used with (2) crisper pans #3206438  
and with (2) crisper fronts #5303304709

**218314101**

Crispers

**Cover, Crisper**  
23-7/16" wide x 16-5/8" deep

*These parts are not sold as a set  
Please order each part separately.*

**5303285386**

**Pan, Crisper**

22-1/2" wide x 13" deep x 7-3/4" high



**240337103**

Crispers

**Pan, Crisper**  
12-1/4" wide x 17" deep x 7-1/2" high  
Clear



Used with crisper cover #240364713  
Used with crisper cover insert #240350608

**240364503**

Crispers

**Pan, Crisper**  
11-3/8" wide x 15-1/8" deep x 7-5/8" high  
Clear



Used with crisper cover #240364722

**240364501**

Crispers

**Pan, Crisper**  
10-5/8" wide x 15" deep x 7" high



Used with crisper cover #240364706

**240337101**

Crispers

**Pan, Crisper**  
11-5/8" wide x 17" deep x 7-1/2" high



Used with crisper cover #240364701

**CURRENT PRICING CAN BE FOUND ON OUR WEBSITE**

*All logos, trademarks, part numbers, photos & illustrations are intended solely for identification. Items offered for sale are not represented to be manufactured by the company that built the original equipment.*

PHONE: 800-843-0903 • FAX: 800-344-1848 • WEB: [www.pdqsupplyinc.com](http://www.pdqsupplyinc.com) • FB: [facebook.com/pdqsupplyinc](https://facebook.com/pdqsupplyinc)


**3206438**

Not a set, please order each part *separately*.

Crispers

Pan, Crisper

12" wide x 14-1/4" deep x 7-3/4" high



**5303304709**

Front, Crisper

Used with crisper cover #5303207340

**3206180**

Not a set, please order each part *separately*.

Crispers

Pan, Crisper

11-1/8" wide x 14-1/4" deep x 7-3/4" high



**5303303588**

Front, Crisper

10-15/16" wide x 8-1/4" high

**240397701**

Crispers

Pan, Crisper

23" wide x 15" deep x 7-5/8" high



Used with crisper cover #240364706

**240530811**

Crispers

Pan, Meat

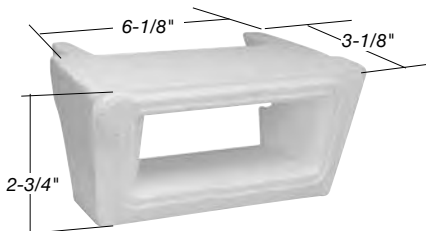
11-3/4" wide x 16-1/4" deep x 4-1/2" high  
Clear



**240545001**

Diffuser, Top


Styrofoam



**240362601**

Diffuser, Bottom

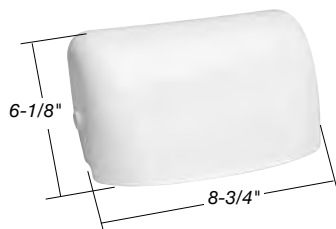
Styrofoam



**240337701**

Door/Cover, Dairy

White



**240337712**

Door/Cover, Dairy

Clear

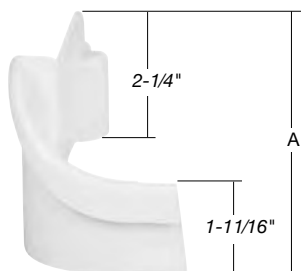


**240311501** A = 4-1/4"

**240331501** A = 5-1/2"

Endcap, Door Bar

Left

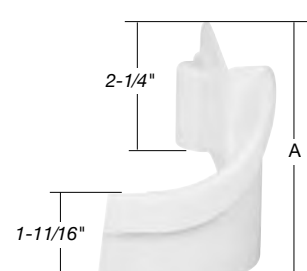


**240311502** A = 4-1/4"

**240331502** A = 5-1/2"

Endcap, Door Bar

Right



MORE

CURRENT PRICING CAN BE FOUND ON OUR WEBSITE

All logos, trademarks, part numbers, photos & illustrations are intended solely for identification. Items offered for sale are not represented to be manufactured by the company that built the original equipment.

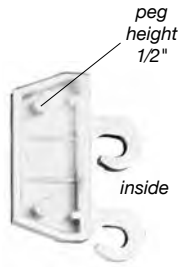
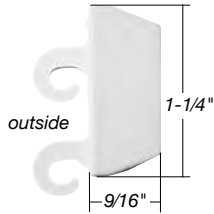
PHONE: 800-843-0903 • FAX: 800-344-1848 • WEB: [www.pdqsupplyinc.com](http://www.pdqsupplyinc.com) • FB: [facebook.com/pdqsupplyinc](https://facebook.com/pdqsupplyinc)



### 5304402659

Endcap, Door Bar

Left



### 5304402658

Endcap, Door Bar

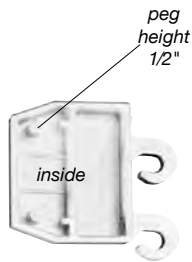
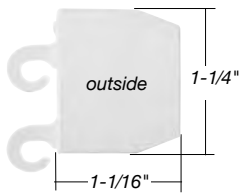
Right



### 3206166

Endcap, Door Bar

Left



### 3206165

Endcap, Door Bar

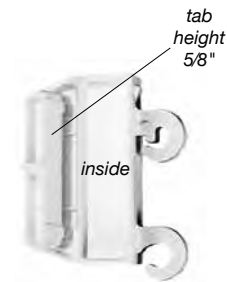
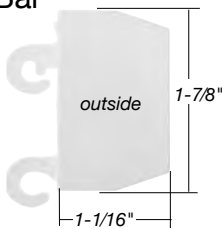
Right



### 5304402688

Endcap, Door Bar

Left



### 5304402687

Endcap, Door Bar

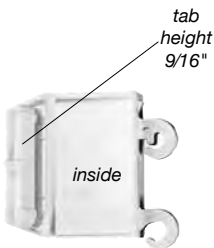
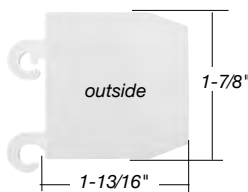
Right



### 5303324302

Endcap, Door Bar

Left



### 3206150

Endcap, Door Bar

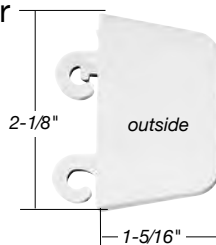
Right



### 5303207229

Endcap, Door Bar

Left



### 5303207230

Endcap, Door Bar

Right



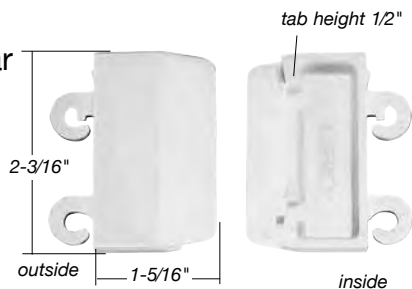
CURRENT PRICING CAN BE FOUND ON OUR WEBSITE

All logos, trademarks, part numbers, photos & illustrations are intended solely for identification. Items offered for sale are not represented to be manufactured by the company that built the original equipment.

PHONE: 800-843-0903 • FAX: 800-344-1848 • WEB: [www.pdqsupplyinc.com](http://www.pdqsupplyinc.com) • FB: [facebook.com/pdqsupplyinc](https://facebook.com/pdqsupplyinc)


### 5303325991

Endcap, Door Bar  
 Left



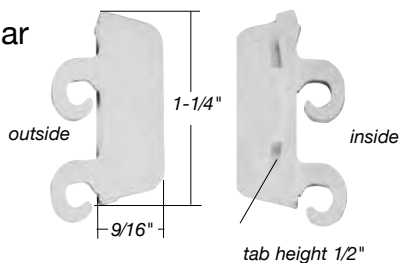
### 5303325990

Endcap, Door Bar  
 Right



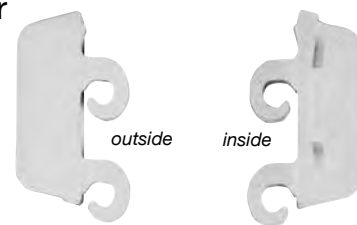
### 5303323481

Endcap, Door Bar  
 Left



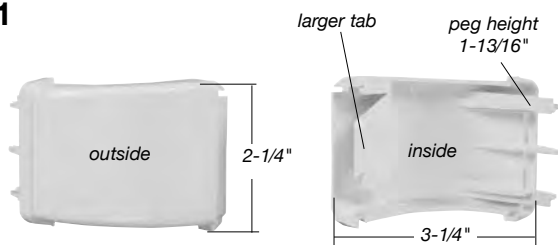
### 5303323480

Endcap, Door Bar  
 Right



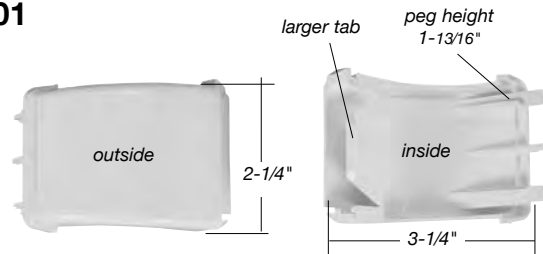
### 218809701

Endcap,  
 Door Bar  
 Left



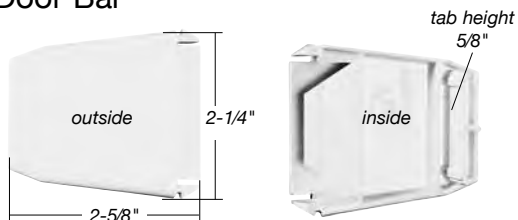
### 218809801

Endcap,  
 Door Bar  
 Right



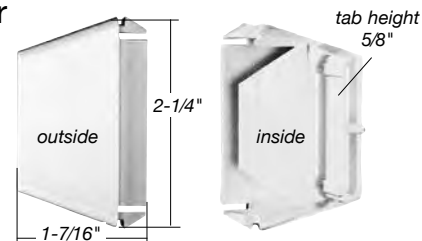
### 215267701

Endcap, Door Bar  
 Left/Right



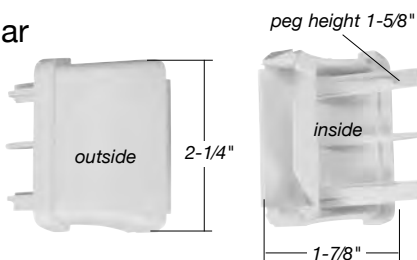
### 215473602

Endcap, Door Bar  
 Left/Right



### 218758602

Endcap, Door Bar



### WFCB

Filter, Ice & Water  
 4-1/4" high

PureSourcePlus™



Improves taste & odor  
 Reduces lead, chlorine, cysts & particulates  
 Fits all PureSource™ & PureSourcePlus™  
 refrigerator models manufactured by Frigidaire Home Products

CURRENT PRICING CAN BE FOUND ON OUR WEBSITE

All logos, trademarks, part numbers, photos & illustrations are intended solely for identification. Items offered for sale are not represented to be manufactured by the company that built the original equipment.


PHONE: 800-843-0903 • FAX: 800-344-1848 • WEB: [www.pdqsupplyinc.com](http://www.pdqsupplyinc.com) • FB: [facebook.com/pdqsupplyinc](https://facebook.com/pdqsupplyinc)

## Gaskets, Door

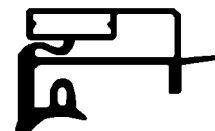
Please order gaskets by appliance model number

**PLEASE ORDER GASKETS BY  
APPLIANCE MODEL NUMBER**

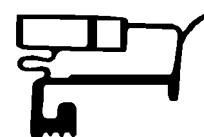
GASKET #	COLOR	PROFILE	DOOR TYPE
215608916	White	A	Freezer
215732415	White	A	Food
218730601	White	A	Food
218730602	Beige	A	Food
218730603	White	A	Food
218730604	Beige	A	Food
218730605	White	A	Food
218730606	Beige	A	Food
218730609	White	A	Food
241872501	White	C	Freezer
241872502	White	C	Food
241872503	White	C	Freezer
241872504	White	C	Food
241872513	White	C	Food
5303207345	White	A	Food
5303288238	Beige	A	Freezer
530328856	Almond	A	Freezer
5303297557	Beige	A	Food
5303309874	White	B	Food
5304404036	Almond	A	Food
5308007123	White	A	Freezer
5308007124	White	A	Food
5318680302	White	A	Food



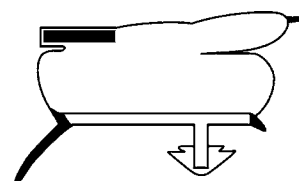
PROFILE  
A



PROFILE  
B



PROFILE  
C



**\*The OEM makes frequent gasket substitutions, thus the approved replacement part may be of a different color and at times a slightly different gasket dimension. We try to keep original gaskets available as much as possible. Should you have any concerns regarding your gasket needs, please order by model number to insure that you receive the correct gasket.**

CURRENT PRICING CAN BE FOUND ON OUR WEBSITE

All logos, trademarks, part numbers, photos & illustrations are intended solely for identification. Items offered for sale are not represented to be manufactured by the company that built the original equipment.

PHONE: 800-843-0903 • FAX: 800-344-1848 • WEB: [www.pdqsupplyinc.com](http://www.pdqsupplyinc.com) • FB: [facebook.com/pdqsupplyinc](https://www.facebook.com/pdqsupplyinc)

**5303917201**

Handle, Door

8" L x 2" W

Metal - silver finish

2 pack



**Limited quantities available**

**3016493** White

**5318750101** Black

Handle, Door

6-1/4" L x 2-11/16" W

Plastic



**218779901**

Handle, Food Door

15-1/2" overall length

Plastic-white finish

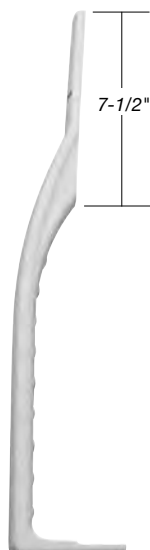


**218779809**

Handle, Freezer Door

18-3/4" overall length

Plastic-white finish



**218428101** White

**218428119** Bisque

Handle, Door

16-3/4" overall length

Plastic



Uses:

screws #218252201 & #218251900

screw cap #218397000

mounting block #218396700

**218397501**

Handle, Door

16" overall length

Plastic-white finish



Uses:

screws #218252201 & #240383406

screw cap #218397000

mounting block #218396700

**5308009754**

400W-115V

A = 19-1/4" • B = 3-1/2"

**5303918203**

325W-115V

A = 17-1/4" • B = 4-1/8"

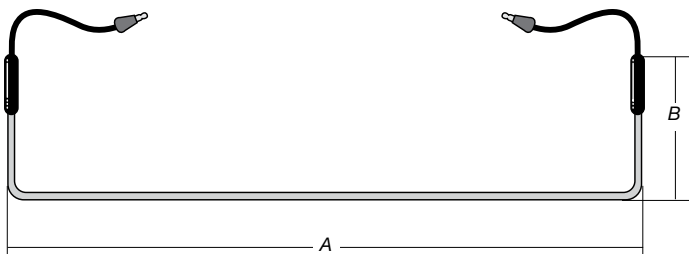
**5303918208**

375W-115V

A = 19" • B = 4-1/8"

Heater,

Defrost (Calrod)



**240360801**

Knob, Cold Control

1-1/4" diameter

1/2" extended shaft



Used with cold control #5304421256

CURRENT PRICING CAN BE FOUND ON OUR WEBSITE

All logos, trademarks, part numbers, photos & illustrations are intended solely for identification. Items offered for sale are not represented to be manufactured by the company that built the original equipment.

PHONE: 800-843-0903 • FAX: 800-344-1848 • WEB: [www.pdqsupplyinc.com](http://www.pdqsupplyinc.com) • FB: [facebook.com/pdqsupplyinc](https://facebook.com/pdqsupplyinc)



REFRIGERATOR PARTS

**241854301**


**Motor, Evaporator Fan**

(factory i.d. #F6110A-6020)

.1 amp, 120V

1-7/16" shaft

One quick disconnect has (4) male pin connections, the other has (5) female pins  
Used with fan blade #5308000010



**240369701**

**Motor, Evaporator Fan**

(model: #37B2)

.135 amps, 120V

3000 RPM

1-1/2" shaft

Has (2) .250" male terminals & (1) .187" male terminal Used with fan blade #5308000010



**5300158289**

**Motor, Evaporator Fan**

(factory i.d. #X158289)

.28 amps, 120V

3000 RPM

1" shaft

Has quick disconnect attached with (3) male pin connections  
Uses fan blade #218649000, #5308000010



**5303276514**

(factory i.d. #414RFBYY-53)

(factory i.d. #412MFBYY)

**5303270406**

(factory i.d. #427TFBYY-53)

**Overload**

Has (3) .250" male terminals



**216594300**

**Relay, Start**

Has (1) .250" male terminal



**5303007173**

**Relay, Start**

Has (3) .250" male terminals



**5300171129**

Pan dimension: 11-3/16" x 6-1/4"

**5303917590**

Pan dimension: 14-3/16" x 6-1/2"

**Pan, Defrost**


Includes: thermal mastic & retaining wires for the pan.



**240360902**

**Shelf, Wire**

23-3/4" wide x 16-1/4" deep



**241527802**

**Starter, P.T.C.**

(factory i.d. # 213615005)

Has (2) .250" female terminals  
P.T.C. = Positive Temperature Coefficient



**297054500**

**Starter, P.T.C.**

(factory i.d. #241667501)

P.T.C. = Positive Temperature Coefficient



**5304468030**

(factory i.d. # 3ARR51M4F2)

**218721103**

(factory i.d.#3ARR51B1F1)

**218721113**

(factory i.d. #3ARR51P1E1)

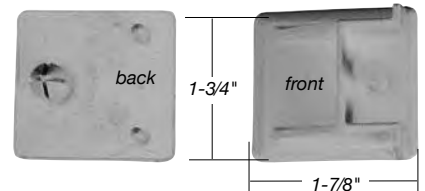
**Starter, P.T.C.**

P.T.C. = Positive Temperature Coefficient



**5303288973**

**Support, Crisper Cover**



CURRENT PRICING CAN BE FOUND ON OUR WEBSITE

All logos, trademarks, part numbers, photos & illustrations are intended solely for identification. Items offered for sale are not represented to be manufactured by the company that built the original equipment.

PHONE: 800-843-0903 • FAX: 800-344-1848 • WEB: www.pdqsupplyinc.com • FB: facebook.com/pdqsupplyinc

**5309918806**

Switch, Light


Model 601  
 125V, 5 amp



**5303917954**

Thermostat, Defrost

L55-25F



Has curved sensing head for 3/8" tubing

Current style, has 11" stripped lead wires, 2 mounting clips  
 Includes heat shrink & crimp connectors

**2934**

Thermostat, Defrost

L47-25F



Original plug-in style, NLA from Frigidaire

**297216600**

Thermostat, Defrost

L42-17F



5/16" tube side push-on clip


Includes (1) male bullet terminal 4" long and (1) female bullet terminal 5-1/2" long

**218969902**

Thermostat, Defrost

L47-22F

**Limited quantities available**



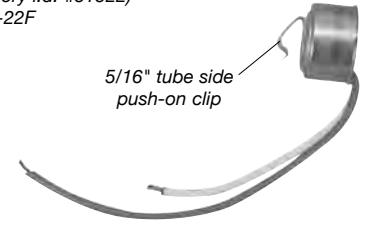
5/16" tube side push-on clip

Plug-in style  
 Includes (1) male bullet terminal and (1) female bullet terminal

**5303918202**

Thermostat, Defrost

(factory i.d. #31322)  
 L47-22F




5/16" tube side push-on clip

Has (1) 4" lead & (1) 6" lead both with stripped ends  
 Includes heat shrink & crimp connectors

**240545401**

Timer, Defrost

120V, 60Hz



**5303917633**

6 hr. - 21 min.

**5303917634**

8 hr. - 21 min.

Timer, Defrost

120V, 9 amp



**215846604**

(factory i.d. #QK-2001-58)

6 hr. - 21 min.


**215846602**

(factory i.d. #EG-3001-00)

8 hr. - 30 min.

Timer, Defrost

10 amp



**216744500**

Timer, Defrost

(factory i.d. #WH-2001-56)  
 10 amp  
 12 hr. - 30 min.



**5303309877**

Timer, Defrost

(factory i.d. #A-1401-00)  
 15 amp  
 6 hr. - 21 min.



**215667501**

Tray, Ice Cube

12" x 4-5/8"



Heavy duty polypropylene construction will not sag when filled

CURRENT PRICING CAN BE FOUND ON OUR WEBSITE

All logos, trademarks, part numbers, photos & illustrations are intended solely for identification. Items offered for sale are not represented to be manufactured by the company that built the original equipment.

PHONE: 800-843-0903 • FAX: 800-344-1848 • WEB: www.pdqsupplyinc.com • FB: facebook.com/pdqsupplyinc