

# RANGE

## APPLIANCE BULB

**40A15**

40 watt  
115V



Suitable for refrigerators or ranges

## ALUMINUM TUBING

**11191-50** 1/8" dia.  
**11192-50** 3/16" dia.  
**11193-50** 1/4" dia.  
**11195-50** 3/8" dia.  
**11196-50** 7/16" dia.  
50 foot roll



## BURNER VALVE BOLT

**180022E01**

1/2" length  
1/4" diameter threads



Used on 95% of Harper Wyman burner valves

## COMPRESSION FITTINGS

**612** 1/8"

**613** 3/16"

**614** 1/4"

**616** 3/8"

Compression Nut



All sizes are the OD tubing size

## COMPRESSION FITTINGS

**602** 1/8"

**603** 3/16"

**604** 1/4"

**606** 3/8"

Brass Sleeve



All sizes are the OD tubing size

## COMPRESSION FITTINGS

**4590-065** 1/8"

**4590-067** 3/16"

**4590-069** 1/4"

**4590-071** 3/8"

Male Break Off



All sizes are the OD tubing size

## CORD

**61241**

Range

48"

3 wire

250V

50 amp



## DIASTAT CLIP

**0088050**




Used for mounting the oven temperature bulb to oven cavity

## DRIP PANS

**4236**

6"



black porcelain

**4228**

8"



NEW

## DRIP PANS

**CC300**

6"




Raised Notch

Has small holes

**BB301**

8"



NEW

## FILTER

**K550900**

8-1/2" x 11-1/4" x 3/8"

Aluminum &  
Charcoal Combo



NEW

## DOOR GASKET

**DG1416**

14" - 16"



NEW

# RANGE

## GAS RANGE FLEX CONNECTORS

**303131** 1/2" MIP steel x 1/2" MIP steel (A)

**303132** 1/2" FIP steel x 1/2" MIP steel (C)

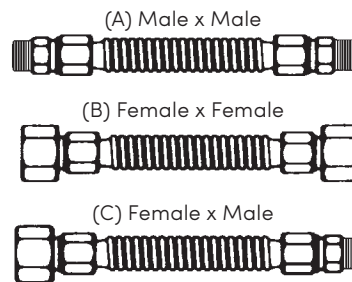
**303141** 3/4" MIP steel x 1/2" MIP steel (A)  
5/8" OD x 1/2" ID

Stainless Steel with fittings

**303142** 3/4" FIP steel x 1/2" MIP steel (C)

**304132** 1/2" FIP steel x 3/4" MIP steel (C)

**304242** 3/4" FIP steel x 3/4" FIP steel (B)



Our gas flexes are sold in 36", 48" & 60" lengths. When ordering, please specify the order number plus the desired connector length (Example: 303131-36 or 303131-48 or 303131-60)

## GAS RANGE FITTING

**903031**

Male union  
15/16" male flare x 1/2" MIP  
Tapped 3/8" FIP



## GRATE CLEANER

**GGC300**

22 oz.



Removes burnt-on food from grates, cook tops, and bowl pans

## KNOB KIT

**4590764**

Electric  
Can be used on standard or  
reverse-D applications



Kit includes:  
5 knobs, 8 surface inlays  
(4-CW, 4-CCW), 2 thermostat  
inlays marked 150-500° broil  
(1-CW, 1-CWW), and 25 colored inserts  
(5 of each): blue, green, gray, red & yellow

## KNOB KIT

**4590211**

Gas  
Can be used on standard or  
reverse-D applications



Kit includes:  
5 knobs, 5 short 4-way white inserts, 5 long 4-way black  
inserts, 4 blank top burner knob overlays, 1 oven knob overlay  
marked low-550° Broil, 1 oven knob low temp overlay marked  
140-550° Broil

## KNOB KIT

**5303285939-KIT**

NEW



Kit includes:  
4 burner knobs and 1 thermostat knob

## KNOB KIT

**5303302476-KIT**

NEW



Kit includes:  
4 burner knobs and 1 thermostat knob

## KNOB KIT

**74002353-KIT**

NEW



Kit includes:  
4 burner knobs and 1 thermostat knob

## KNOB KIT

**WB3K10035-KIT**

NEW



Kit includes:  
4 burner knobs and 1 thermostat knob

MISC. APPLIANCE



# RANGE / REFRIGERATOR

## KNOB KIT

### WB3X5857-KIT



Kit includes:  
4 burner knobs and 1 thermostat knob

## PORCELAIN FILLER

### 1455E




Fills scratches and dings on your  
appliance's porcelain finish

## SAFETY VALVE

### 56120

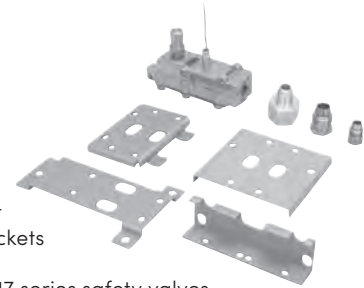
Atwood



Includes mounting bracket

## SAFETY VALVE

### 5817S0007




Kit includes:  
(1) Side mounting bracket  
(3) Bottom mounting brackets  
and all fittings shown  
Will replace 90% of all 5817 series safety valves

## THERMOSTAT

### 6700S0011

Electric Oven



## TOUCH UP PAINT

### 1126E white

### 1440E bisque



Lead free, heat proof, and can  
withstand temps up to 400°F

## WIRE NUTS

### PWN1214 12-14 gauge

### PWN1618 16-18 gauge High Temp Porcelain



## HARD START RELAY

### HS410

3-in-1  
1/4 - 1/3 HP



Completely pre-wired  
Quick & easy installation  
Replaces: relay, overload & start capacitor  
Provides additional boost to the  
compressor of old refrigerators & freezers

## HARD START RELAY

### HS810

3-in-1  
1/12 - 1/5 HP



Completely pre-wired  
Quick & easy installation  
Replaces: relay, overload & start capacitor  
Provides additional boost to the  
compressor of old refrigerators & freezers

## ICE TRAY

### 215667501

12" wide  
4-5/8" deep



Heavy duty polypropylene construction will not sag when filled

# DRYER / WASHER / UNIVERSAL

## BLOWER WHEEL

**5835EL1002A**



**NEW**

## IDLER PULLEY

**4560EL3001A**



**NEW**

## LINT SCREEN

**5231EL1003B**



**NEW**

## LINTEATER

**DVC202**

12 ft. reach



**EXT12FT**

Extension Kit  
(4) 36" flexible rods



This rotary dryer vent cleaning system easily attaches to your cordless drill and removes lint build-up in your dryer vent. It will safely clean metal, foil and white vinyl dryer vents.



## PUMP

**4681EA2001T**



**NEW**

**WASHER**

## THERMISTOR


**6322FR2046C**



**NEW**

## WATER VALVE

**5220FR2008C**



**NEW**

**MISC. APPLIANCE**

## CHEAP-N-EASY REPAIR MANUALS

**UNIVERSAL**

**EBDW** Dishwasher repair

**EBGW** Washer repair for GE/Hotpoint

**EBHD** Dryer repair

**EBHR** Refrigerator repair

**EBOC** Oven & cooktop repair

**EBWW** Washer repair for Whirlpool



Written especially for trade schools, DIY'ers and other "green technicians"

## FLAME SENSOR

**SENSORKIT**

1-1/2" porcelain  
5" rod  
Cut and bend to fit



Includes jumper wire

## FLAME SENSOR

**SENSORKIT-SLIM**

1-1/2" porcelain  
5" rod  
Cut and bend to fit




Includes jumper wire

## MOTOR

**EM249**

Universal  
Evaporator Fan  
Break away shaft length  
1/8" shaft diameter  
CW/CCW rotation



Has bolt-on brackets



# UNIVERSAL

## MOTOR

### EM670

Utility  
120V/60 Hz  
0.55/0.34 amps  
CW/CCW rotation  
3000 RPM  
1-1/4" shaft, 3/16" dia.  
5/8" stack  
Has bushings



## MOTOR

### EM673


Utility  
120V/60 Hz  
0.55/0.34 amps  
CW/CCW rotation  
3000/1550 RPM  
1-1/4" shaft, 3/16" dia.  
5/8" stack  
Has bushings



## MOTOR

### EM550

Vent  
120V/60 Hz  
0.80 amps  
CCW rotation  
3000 RPM  
1-3/4" shaft, 7/32" dia.  
1/2" stack  
120V plug on lead



## MOTOR

### EM551

Vent  
120V/60 Hz  
1.2/0.8 amps  
CW rotation  
3000/1550 RPM  
1-7/16" shaft, 7/32" dia.  
7/8" stack  
2 speed plug on lead



## MOTOR

### EM552


Vent  
120V/60 Hz  
0.9 amps  
CCW rotation  
3000 RPM  
1-1/4" shaft, 7/32" dia.  
3/4" stack  
120V plug on lead



## MOTOR

### EM555


Vent  
120V/60 Hz  
0.8 amps  
CCW rotation  
3000 RPM  
2-3/8" shaft, 7/32" dia.  
5/8" stack  
120V plug on lead



## PAN & GRID

### PAN-GRID SET

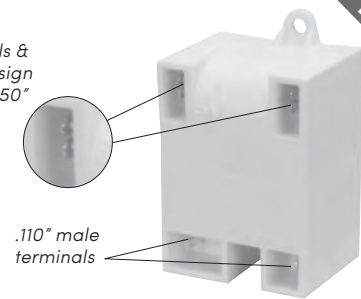
Pan: 12-3/4" wide x 16-1/2" deep  
Grid: 12-7/8" wide x 15-1/4" deep



## SPARK MODULE

### 6520S0201 2 + 0

Has (2) .110" male terminals & universal split terminal design suitable for .110", .187" & .250" push on wiring



NEW

## SPARK MODULE

### SM20C 2 + 0

Has (2) .250" & (2) .110" male terminals with universal mount




NEW

## SPARK MODULE

### SM50 4 + 0

Has (2) .250" & (4) .110" male terminals with universal mount  
Remove wire for use as 5 + 0



NEW

MISC. APPLIANCE